

# Teachers Academic Performance feedback analysis

## Introduction

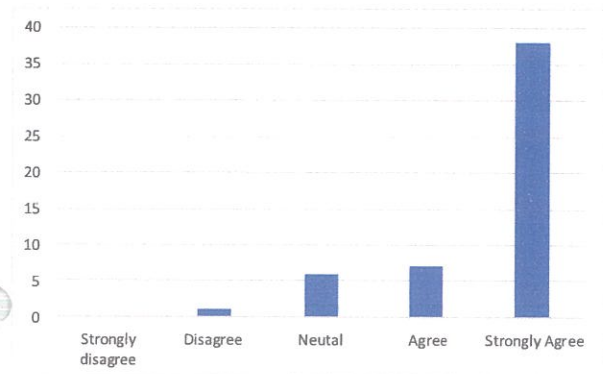
The IQAC team of the institution has collected feedback on Academic Performance from all stakeholders as part of quality monitoring and quality assurance practices implemented in the institution. Feedback is usually collected during the final exam or after the final exam. The feedback link is also available in the website and all stakeholders are encouraged to fill in the feedback form.

The data so collected by using an online software is also analyzed by the software and the result is reviewed by the IQAC team. Recommendations are prepared and forwarded to the management. Action taken report is also prepared department wise for follow up actions.

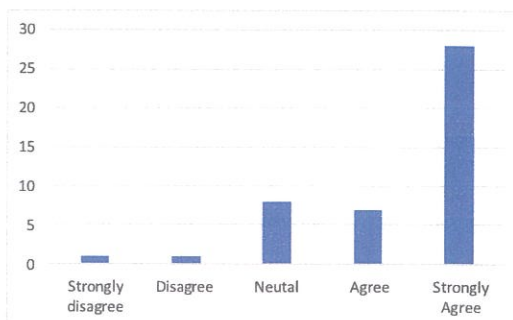
The analysis report is forwarded to the management which is in turn forwarded to relevant stakeholders. The

following is the analysis of number of responses per question.

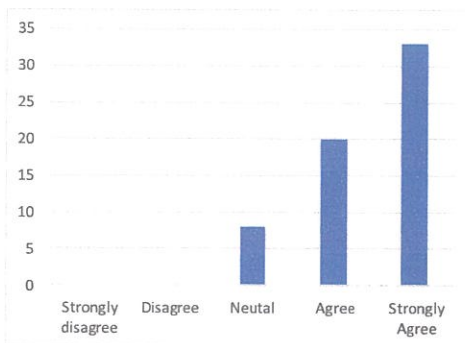
The Course is well studied to help students in the academic growth



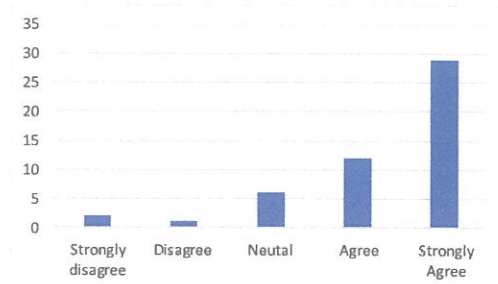
Extra mile is taken by the institution to make the students academically strong



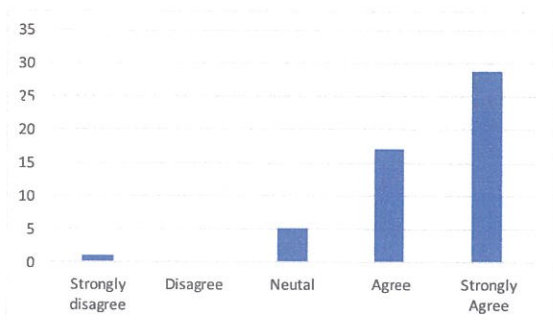
The students were provided with specific advice on how to improve their performance



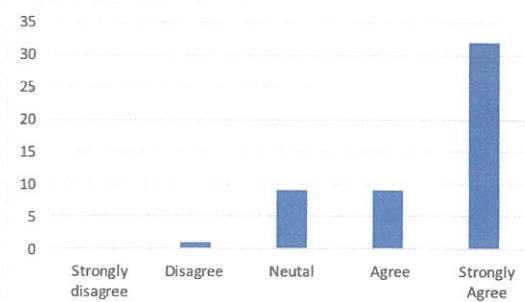
The time given to students in completing their academic projects were appropriate




The syllabus was well known before explain it to the students

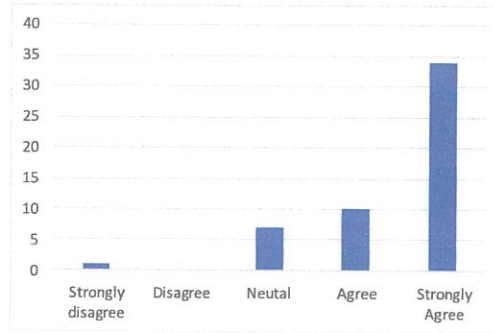


Course material were given to the students



  
 REGISTRAR  
 JNT UNIVERSITY HYDERABAD  
 KUKATPALLY,  
 HYDERABAD-500 085

Any doubt about the syllabus was appropriately answered to the students



### Average score

The IQAC team has also analyzed the overall responses and the average score per question. In order to achieve this, responses for each question was collected in a scale of 1-5, with 5 being the most favorable and 1 being least favorable. The average score was calculated over total responses collected over time for all the programs and it was analyzed by using the software.

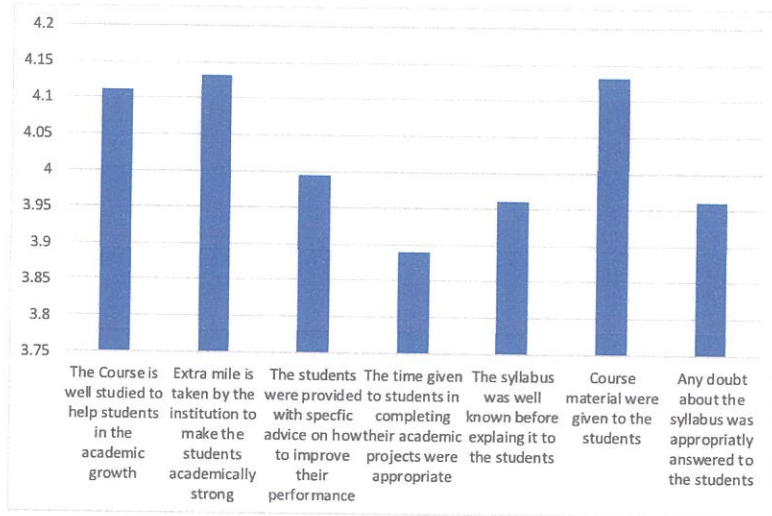
Recommendations are prepared and forwarded to the management. Action taken report is also prepared department wise for follow up actions.

The following is the analysis of average score per question.

Questions	Average
The Course is well studied to help students in the academic growth	4.111111
Extra mile is taken by the institution to make the students academically strong	4.132353
The students were provided with specific advice on how to improve their performance	3.995098
The time given to students in completing their academic projects were appropriate	3.888889
The syllabus was well known before explaining it to the students	3.960784
Course material were given to the students	4.132353
Any doubt about the syllabus was appropriately answered to the students	3.960784

  
REGISTRAR  
JNT UNIVERSITY HYDERABAD  
KUKATPALLY,  
HYDERABAD-500 085


## Graphical representation of average score analysis




## Conclusion


Feedback analysis and action taken report is a regular quality monitoring and quality assurance activity of the IQAC team of the institution. Feedback is collected every semester and reports are analyzed. The recommendations are also reviewed and appropriate actions are taken. The actions taken are noted in the IQAC Annual Quality Assurance Report and submitted in the yearly reports.

In case there is any recommendation that requires detailed planning and effort to implement, the same is noted in the Plan of Action of IQAC for the subsequent year in the AQAR. The activities are monitored and outcome is mentioned in the Actions Taken in the next year AQAR.

  
IQAC Coordinator

  
IQAC Analyst

  
Principal  
**PRINCIPAL**  
**JNTUH University College of Engg.,**  
**Science & Technology Hyderabad**  
**Kukatpally, Hyderabad - 50**

  
**REGISTRAR**  
**JNT UNIVERSITY HYDERABAD**  
**KUKATPALLY,**  
**HYDERABAD-500 085**